



SECTION 2.3_KSBGFI/BGFI-A/GSFI/GSFI-A

PRESSURE VACUUM RELIEF VALVE WITH FLAME ARRESTER

INTRODUCTION

The model KSBGFI and GSFI pressure vacuum valves with flame arrester are an advanced design for vent to Pipe away applications. Designed, manufactured and tested according to the API 2000 code, BS7244 and ISO16852. These valves utilize the latest technologies to provide protection against positive or vacuum over pressure and prevent air intake, evaporative losses of product and help to contain odorous and potentially explosive vapors.

Setting Pressure


KSBGFI Weight Loaded model	Min. +/- 20 mmW.C ~ Max. + 700/- 430 mmW.C
KSGSFI Spring Loaded model	Min. + 700/- 430 mmW.C ~ Max. +/- 9,000 mmW.C

Body Materials Aluminium, Carbon Steel, SS304 and SS316 with various trims
(Different materials available on request)

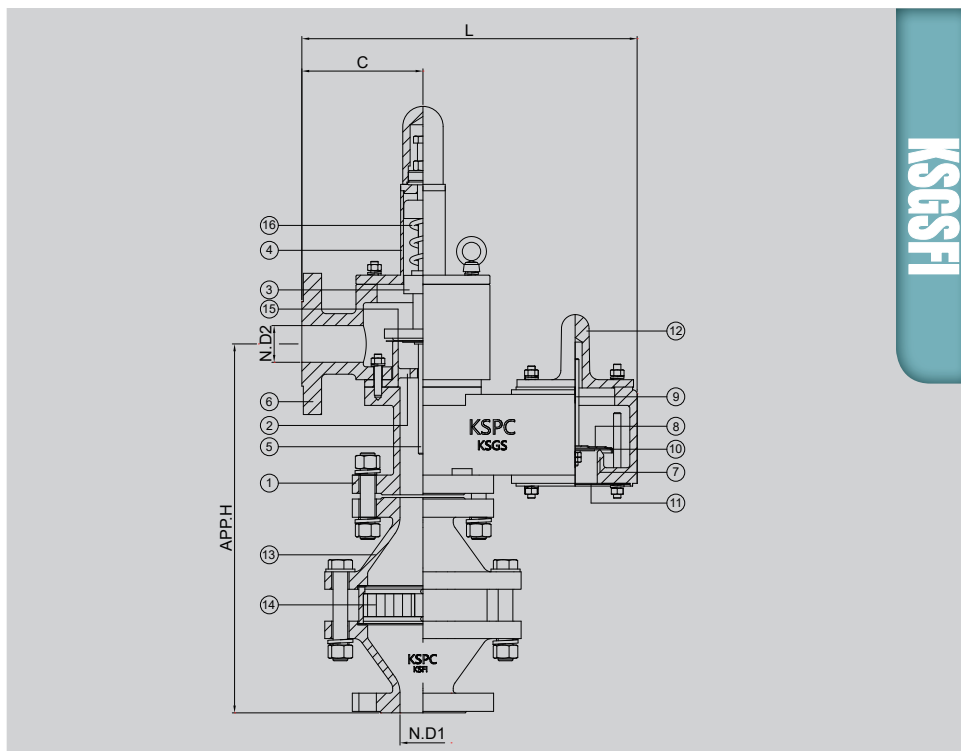
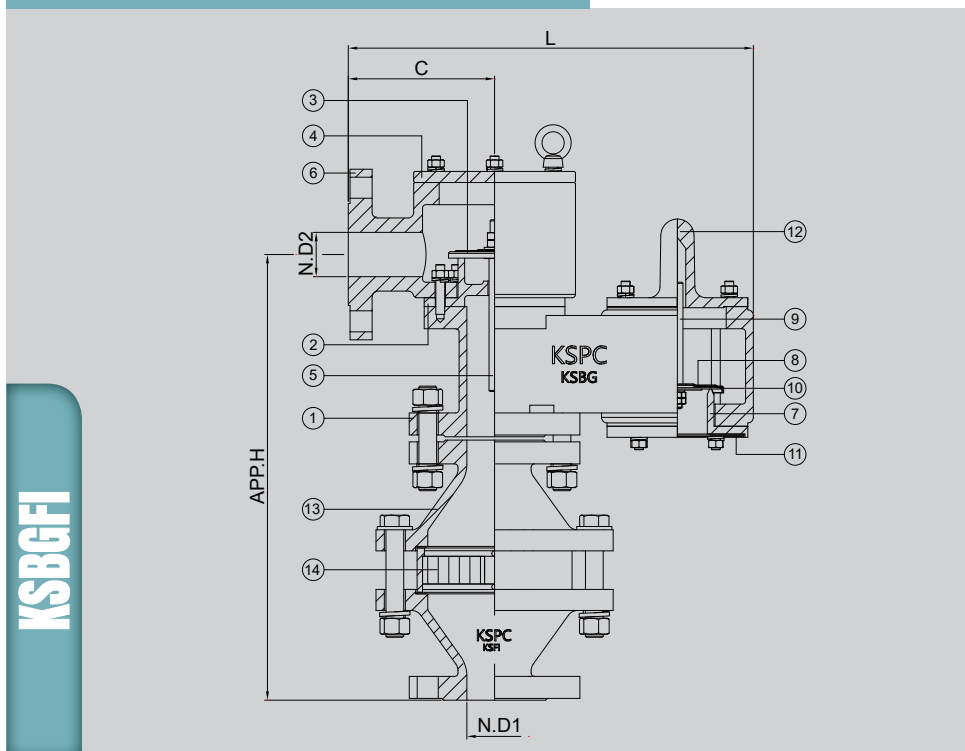
sizes range DN 50 ~ DN 350 with ASME 150Lb flanges as standard
(Different connections available on request)

Rules & certifications API 2000, BS7244 / ISO16852 & ATEX / KFI
Flame cell : NEC group D (=IIA), group C(=IIB3) and group B(=IIC), ETC.

APPLICATION



OUTLINE DRAWING



KSBGFI

KSGSFI

Section 2.3
KSBGFI/GSFI

DIMENSION TABLE

SIZE	2" X 2"	3" X 3"	4" X 4"	6" X 6"	8" X 8"	10" X 10"	12" X 12"	14" X 14"
N.D 1	50	80	100	150	200	250	300	350
N.D 2	50	80	100	150	200	250	300	350
L	366	470	507	630	762	868	997	1197
C	132	171	184	223	258	279	329	415
Approx. H	399	461	492	611	683	754	906	972
SIZE	2" X 3"	3" X 4"	4" X 6"	6" X 8"	8" X 10"	10" X 12"	12" X 14"	14" X 16"
N.D 1	50	80	100	150	200	250	300	350
N.D 2	80	100	150	200	250	300	350	400
L	376	471	512	635	762	879	1011	1211
C	142	172	189	228	258	290	343	420
Approx. H	423	471	517	636	708	779	931	1012

NOTE Standard Connection(ASME 150Lb flange) and JIS or different types are available upon request.

COMPONENT MATERIAL

ITEM NO	COMPONENT	BODY	ALUMINIUM	CARBON STEEL	SS304	SS316
		TRIM	SS304	SS304	SS304	SS316/316L
1	BODY-1		B26-319.F	A216-WCB	A351-CF8	A351-CF8M
2	PRESSURE SEAT		A351-CF8	A351-CF8	A351-CF8	A351-CF8M
3	PRESSURE DISC		SS304	SS304	SS304	SS316L
4	PRESSURE COVER		B26-319.F	CARBON STEEL	SS304	SS316L
5	PRESSURE STEM		SS304	SS304	SS304	SS316L
6	BODY-2		B26-319.F	A216-WCB	A351-CF8	A351-CF8M
7	VACUUM SEAT		B26-319.F	A351-CF8	A351-CF8	A351-CF8M
8	VACUUM DISC		SS304	SS304	SS304	SS316L
9	VACUUM STEM		SS304	SS304	SS304	SS316
10	DIAPHRAGM		TEFLON			
11	VACUUM SCREEN		SS304	SS304	SS304	SS316
12	VACUUM COVER		B26-319.F	CARBON STEEL	SS304	SS316/316L
13	BODY-3		B26-319.F	A216-WCB	A351-CF8	A351-CF8M
14	ELEMENT		SS316L			
15	O-RING		VITON			
16	SPRING		SS304	SS304	SS304	SS316